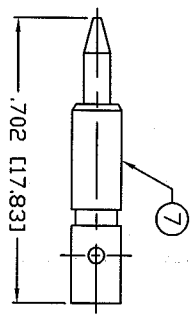
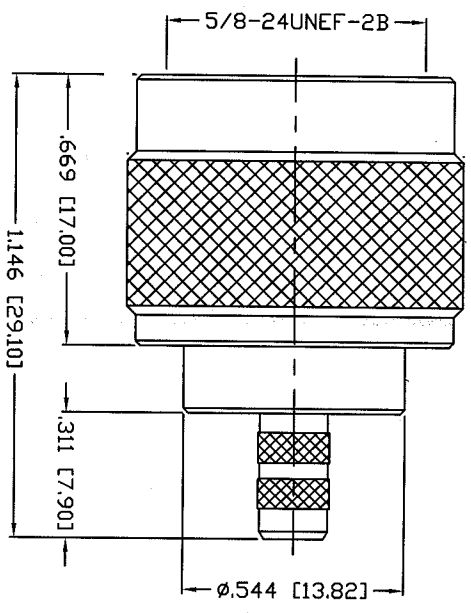


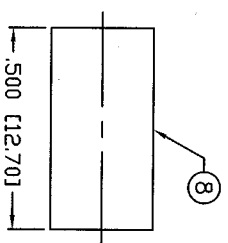
PART NO.

**RFN-1005-3C**

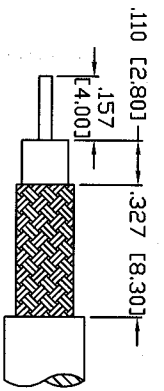
ALL DIMENSIONS ARE REFERENCE ONLY



RECOMMENDED CRIMP DIE: .100



RECOMMENDED CRIMP DIE: .213



RECOMMENDED STRIPPING DIM'S

**SPECIFICATIONS:**

IMPEDANCE: 50 Ohms  
 FREQUENCY RANGE: 0-11 GHz  
 VSWR: 1.3 Max. @ 9 GHz  
 INSERTION LOSS: .06 dB Max. x  $\sqrt{f(\text{GHz})}$   
 WORKING VOLTAGE: 1k V rms @ sea level  
 TEMPERATURE RANGE: -65°C TO 165°C  
 INSULATION RESISTANCE: 5k M Ohms min.  
 (C) FOR RG-58, 58A, 58C, 141, 141A, BELDEN 8240,  
 8259, 8262, 9201, 9203, 9310, 9311 & COMM/SCOPE 0268

#	DESCRIPTION	QTY
1	SHELL	1
2	BODY	1
3	INSULATOR	1
4	GROUND RING	1
5	GASKET	1
6	RETAINING RING	1
7	PIN	1
8	FERRULE	1
9		
10		
11		
12		
13		
4		

**N PLUG, CRIMP**