

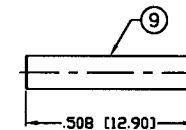
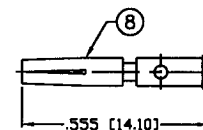
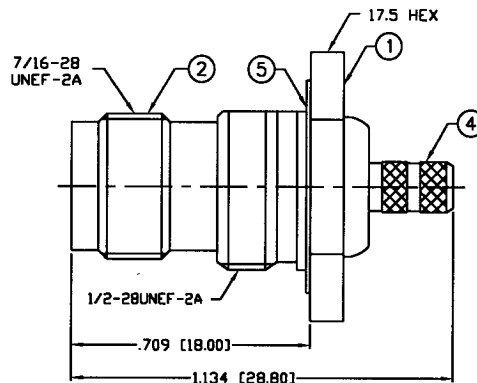
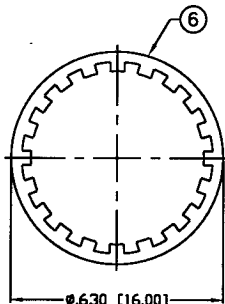
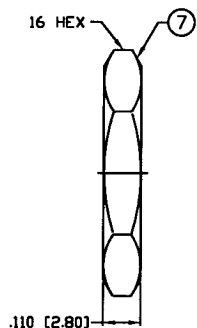
THIS DRAWING CONTAINS INFORMATION PROPRIETARY TO RF INDUSTRIES.  
 ANY UNAUTHORIZED USE OF THIS DRAWING IS EXPRESSLY PROHIBITED  
 WITHOUT WRITTEN PERMISSION FROM RF INDUSTRIES.  
 ANY VIOLATION IS PUNISHABLE UNDER U.S. COPYRIGHT LAWS.

ALL DIMENSIONS ARE REFERENCE ONLY

PART NO.

**RFT-1212-B**

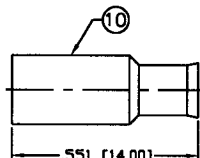
REV	DESCRIPTION	DWN	DATE	APPROVED
A	ENGINEERING RELEASE	KMM	2/16/96	R. RICE
B	UPDATE DWG THROUGHOUT	CZS	10/6/99	R. RICE
C	CHANGE SPECS, STRIPING & DWG NUMBER & FORMAT	CZS	6/19/02	JDMc



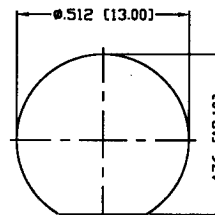
RECOMMENDED CRIMP DIE: .068"

**SPECIFICATIONS:**

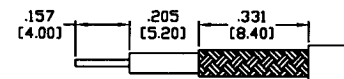
IMPEDANCE: 50 Ohms  
 FREQUENCY RANGE: 0-7 GHz  
 WORKING VOLTAGE: 500 Vrms  
 INSULATION RESISTANCE: 5k M ohms min.  
 TEMPERATURE RANGE: -65°C TO +85°C  
 FOR RG-174, 188, 188A, 316/U, ALPHA 9174, 9316,  
 BELDEN 8216, 83269, 83284, 84316 & TIMES LMR-100A CABLE



RECOMMENDED CRIMP DIE: .178"



RECOMMENDED MOUNTING HOLE



RECOMMENDED STRIPPING DIMENSIONS

1	BODY	1	BRASS	NICKEL, 100μ"
2	TNC BODY	1	BRASS	NICKEL, 100μ"
3	INSULATOR	1	PTFE	---
4	FERRULE STUD	1	BRASS	NICKEL, 100μ"
5	GASKET	1	RUBBER	---
6	LOCK WASHER	1	BRASS	NICKEL, 100μ"
7	HEX NUT	1	BRASS	NICKEL, 100μ"
8	CONTACT	1	PHOS. BRONZE	GOLD, 3μ"
9	SLEEVE	1	DELRIN	---
10	FERRULE	1	BRASS	NICKEL, 100μ"
11				
12				
13				
14				
#	DESCRIPTION	QTY	MATERIAL	FINISH

008974	
DRAWN C. ZUNIGA	6/19/02
CHECKED <i>[Signature]</i>	
ORJ DRAWN K. MAXWELL	2/16/96
APPROVALS	DATE

UNLESS OTHERWISE SPECIFIED:  
 1. REMOVE ALL BURRS  
 2. BREAK ALL CORNERS & EDGES .005 R. MAX.  
 3. CHAMFER 1ST & LAST THREADS 45°  
 4. SURFACE ROUGHNESS 63 FINISH MIL-STD-10  
 5. DIAMETERS ON COMMON CENTERS TO BE CONCENTRIC WITHIN .002 T.I.R.  
 6. ALL DIMENSIONS ARE AFTER PLATING.

DIMENSIONS ARE IN INCHES AND [MILLIMETERS]  
 UNLESS OTHERWISE NOTED TOLERANCES ARE:  
 DECIMALS      DIAMETER  
 .xxx±.003 [.08]      .xxx±.001 [.03]  
 .xx±.005 [.13]      .xx±.003 [.08]

7610 MIRAMAR RD  
 SAN DIEGO, CA 92126  
 (858) 549-6340  
 (858) 549-6345 FAX

**RF connectors**  
 DIVISION OF RF INDUSTRIES, LTD.

## TNC JACK, CRIMP

BULKHEAD

SIZE <b>A</b>	CABLE GROUP <b>B</b>	DWG NO. <b>RFT-1212-B</b>	REV <b>C</b>
------------------	-------------------------	------------------------------	-----------------

SCALE: NTS      CAD FILE OUTLINE      SHEET 1 OF 1