

\$ Saver Product Line

- ◆ Resistive Film Load
- ◆ 1W & 2W standard
- ◆ VSWR to 1.15:1
- ◆ High Peak Power
- ◆ RoHS compliant
- ◆ For wireless and general applications

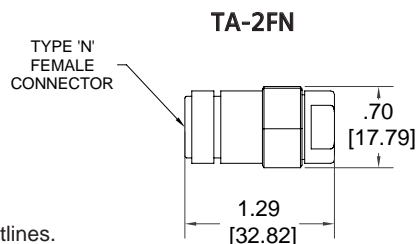
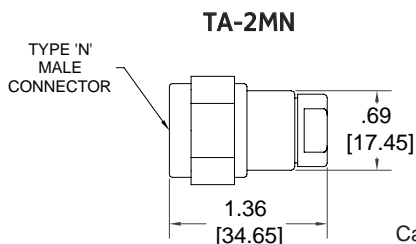
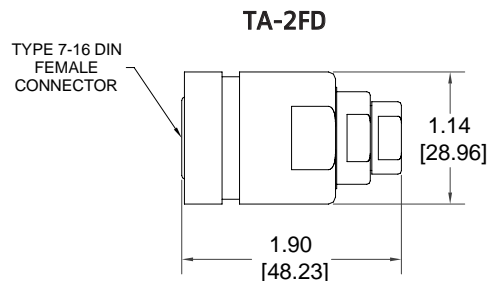
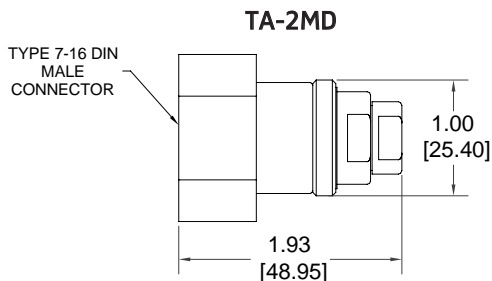


Microlab TA series terminations are low power coaxial loads, which operate from DC to 2.5 or up to 18 GHz depending on the model. Each has been designed with a resistive film terminating element, contained within a carefully matched coaxial housing.

Standard connectors are SMA, N and 7-16 mm DIN, Call for different connectors or other special specifications. (8/08)

Impedance: 50Ω nominal
Environment: -10 to +50°C*
Finish
Housing: Passivated Aluminum
Connectors: Silver or Triplate
*Derate power by -1.5%/°C above 50°C

Part Number	Connector Type	Connector Gender	Band GHz	Max. Power Avg*	Max. Power Peak	Max. VSWR at frequency of	Max VSWR at max freq	Length/Wt. nom in (mm)	oz. (g)
TA-1FF	SMA	female	DC-2.5	1W	2kW	1.15:1 at 2.0 GHz	1.20:1	1.1 (30)	0.4 (12)
TA-1MF	SMA	male	DC-2.5	1W	2kW	1.15:1 at 2.0 GHz	1.20:1	1.1 (30)	0.4 (12)
TA-2FN	N	female	DC-2.5	2W	2kW	1.15:1 at 2.0 GHz	1.15:1	1.2 (31)	1.7 (47)
TA-2MN	N	male	DC-2.5	2W	2kW	1.15:1 at 2.0 GHz	1.15:1	1.4 (36)	1.7 (47)
TA-2FD	7-16	female	DC-2.5	2W	2kW	1.15:1 at 2.0 GHz	1.15:1	1.9 (48)	4.2 (117)
TA-2MD	7-16	male	DC-2.5	2W	2kW	1.15:1 at 2.0 GHz	1.15:1	1.9 (49)	4.2 (117)
TA-5FF	SMA	female	DC-18.0	2W	2kW	1.20:1 at 12.4 GHz	1.30:1	1.1 (30)	0.3 (8)
TA-5MF	SMA	male	DC-18.0	2W	2kW	1.20:1 at 12.4 GHz	1.30:1	1.1 (30)	0.3 (8)
TA-5FN	N	female	DC-12.4	2W	2kW	1.15:1 at 10.0 GHz	1.20:1	1.4 (36)	1.6 (45)
TA-5MN	N	male	DC-12.4	2W	2kW	1.15:1 at 10.0 GHz	1.20:1	1.4 (36)	1.6 (45)
TA-6FN	N	female	DC-18.0	2W	2kW	1.12:1 at 12.4 GHz	1.20:1	1.5 (38)	1.6 (45)
TA-6MN	N	male	DC-18.0	2W	2kW	1.12:1 at 12.4 GHz	1.20:1	1.5 (38)	1.6 (45)



Call for other outlines.